



Equipment

Attire

- Western saddle
- Appropriate western attire
 - Hat or safety helmet
 - Long sleeved western shirt with collar
 - Vests, jackets and sweaters may be worn over proper attire
 - Chaps or chinks
 - Do not have to be worn in the Steer Stopping
- Communication devices are prohibited
 - For exhibitors with a hearing impairment, communication devices may be allowed provided a letter requesting a waiver to this rule is submitted annually to NRCHA

Legal Equipment

Bridle

- Smooth leather chin strap, flat and ½ inch wide
 - No metal rivets
- Unbroken bar mouthpiece
- 1 in or higher port measured from bottom of the bar to top of the port
- Operable cricket or roller
- Barrel must be round, smooth and made up of one continuous, unbroken piece
- Minimum diameter on the bar is 5/16 inch
- Nothing abnormal may protrude from either the bars or the ports
- Cheeks must connect at the bottom
- Overall length cannot be longer than 8 ½ inches
- Tongue release cannot exceed 3 inches in length
- No wire, change or other metal or rawhide device can be used in conjunction with bit or leather chin strap
- Romal reins required
- One hand, no fingers between the reins

Two Rein

- Bosal of any size constructed of rawhide or leather
- Non-metal flexible core
- One hand, fingers permitted between the reins

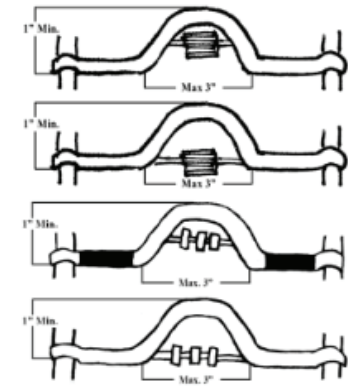
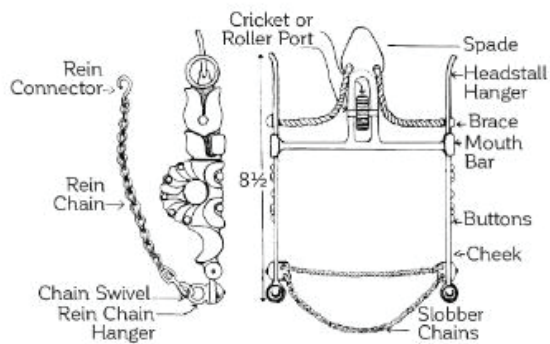
Hackamore

- Round in shape and constructed of rawhide or leather
- Non-metal flexible core
- Rawhide must measure at least 5 ½ inches of smooth rawhide or leather before any braided buttons
- Horse hair bosal prohibited
- No rigid material
- Tape is not allowed on the noseband
- Smooth, flat tape is allowed between headstall and reins with a maximum amount of 2 inches on each side of hackamore

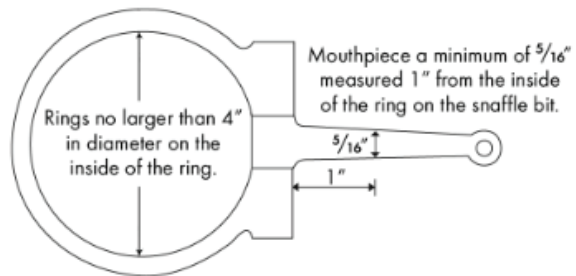
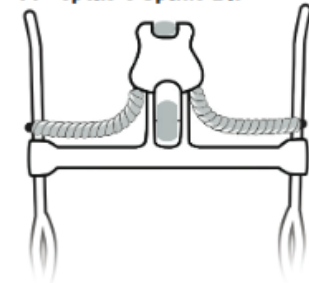
Snaffle

- D ring or O ring
- No larger than 4 inches in diameter on inside of the cheek piece ring
- Must have broken, 2 piece mouth piece
- Minimum of 5/16 diameter, 1 inch in from the inside of the ring on the snaffle bit, with a gradual decrease to center
- Mouthpiece should be round, oval or egg shaped, smooth and unwrapped metal
- May be inlaid but must be smooth
- Latex wrap is not acceptable
- Smooth leather chin strap, flat and ½ inch wide
 - No metal rivets
 - Metal buckles and/or keepers are allowed on snaffles
- Split reins must be used
- Reins attached above chin strap

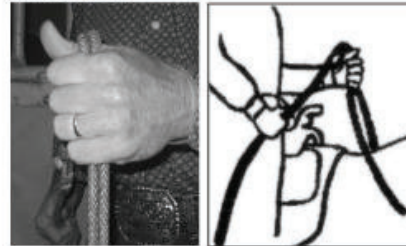
Legal



Acceptable Spade Bit



Acceptable:



Unacceptable:



Illegal

NRCHA 5.8 Illegal Equipment – the following equipment is considered illegal and should not be used at any time, in any location, at an approved NRCHA show including, but not limited to, barns, stalls, practice area and show arena:

5.8.1 Tie-downs (bosal permitted in Two Rein Class Only)

5.8.2 Saw tooth bits, hock hobbles, tack collars or tack hackamores.

5.8.3 Any item or appliance that restricts movement or circulation of the tail.

Illegal



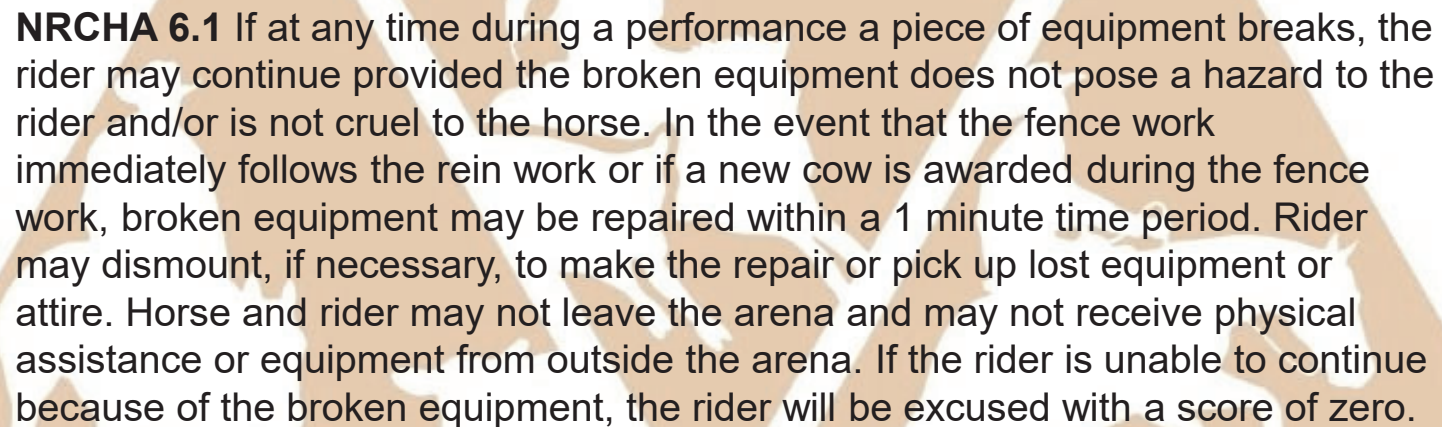
Illegal



Illegal



Broken Equipment

A large, light brown silhouette of a cowboy riding a horse, positioned behind the text. The cowboy is wearing a hat and is in a riding posture. The horse is also in a riding posture, facing right.

NRCHA 6.1 If at any time during a performance a piece of equipment breaks, the rider may continue provided the broken equipment does not pose a hazard to the rider and/or is not cruel to the horse. In the event that the fence work immediately follows the rein work or if a new cow is awarded during the fence work, broken equipment may be repaired within a 1 minute time period. Rider may dismount, if necessary, to make the repair or pick up lost equipment or attire. Horse and rider may not leave the arena and may not receive physical assistance or equipment from outside the arena. If the rider is unable to continue because of the broken equipment, the rider will be excused with a score of zero.